



ST. MICHAEL'S  
UNITY HEALTH TORONTO

# Wellness Hub

Understanding COVID-19 Transmission through Implementing and Evaluating an Intervention to Support Wellness, IPAC, Vaccine Uptake, and other Wraparound Care Needs in LTCHs and Shelters

Project Coordinating Centre:  
The Knowledge Translation Program  
St. Michael's Hospital

Principal Investigators: Sharon Straus, Tina Fahim, Stefan Baral, Sharmistha Mishra, Allison McGeer, Adrienne Chan

Key Partners: Healthcare Excellence Canada, Family Councils Ontario, Ministry of Health and Long-Term Care, OPSWA, and more

# Our Study Partners:



**COVID-19 IMMUNITY  
TASK FORCE**



# Background:

In Canada and globally, there is still a need:

1. To identify risk factors associated with COVID-19 infection and spread
2. To understand both natural and vaccine-associated COVID-19 immunity
3. To offer easy access to COVID-19 PCR testing for LTCH staff's household members and essential care partners
4. To support LTCH staff with their occupational health, mental health and wellness
5. To support LTCHs and shelters with vaccine uptake and other IPAC-related needs

## Background:

- The Wellness Hub program was co-created with resources tailored to meet the needs of LTCH residents, families, staff, and household members during this challenging period — each element has been created in response to needs identified by these partners
- Alongside this, we are:
  1. Evaluating the impact of the program
  2. Learning more about factors associated with COVID-19 infection and immunity

## Eligibility:

- 1. 72 long-term care homes in the Greater Toronto Area, Hamilton/Niagara/Haldimand/Brant Region, Ottawa/Champlain Region:**
  - Staff
  - Staff's household members
  - Residents
  - Essential care partners
- 2. 10 shelters in the Greater Toronto Area**
  - Staff

***Note: We are currently only actively recruiting LTCHs.***



# 1

**What resources and supports are most useful to LTCHs during and beyond the pandemic, and how can we implement them effectively and sustainably?**

**On a site level**, LTCHs and shelters have the option to contribute to answering this research question by:

- **Participating in initial 15-20 min needs assessment interviews** to discuss any challenges your setting might be facing, and will help us to tailor some of the supports at your home (2-3 staff members)
- **Selecting the Wellness Hub supports** that your home would like to engage with
- **Participating in 15-20 min exit interviews** to evaluate the impact of the supports at the end of the implementation period (2-3 staff members)

What specific supports are offered through the Wellness Hub Program?

# Access to Resources and Supports

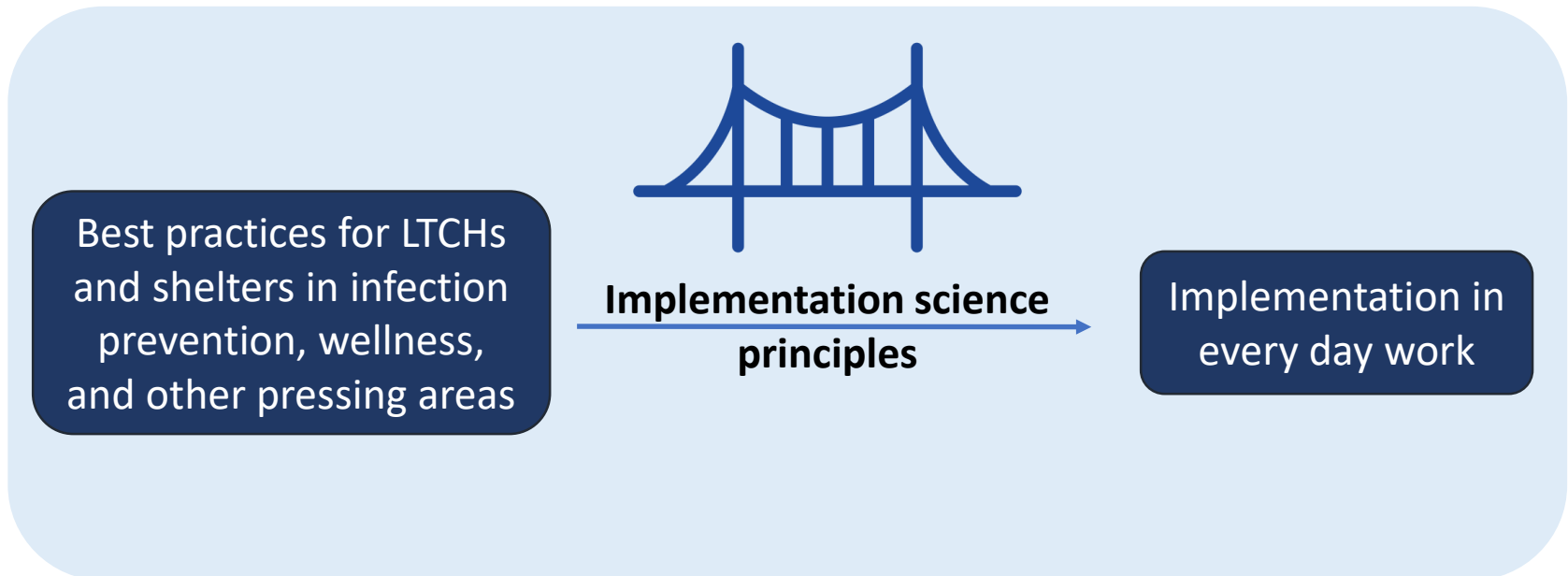
- **Educational resources** (IPAC information resources, vaccine town halls, mental health and wellness supports)
- **PCR saliva testing for COVID-19 diagnosis** with rapid results for symptomatic or high-risk exposure LTCH staff, their household members, and essential care partners, as well as shelter staff (Goldfarb, April 2021; JCM)





# Access to Implementation Facilitator

- Supports with tailoring resources and implementing best practices based on site-level context
- Support with individual-level study recruitment (virtually and/or in-person)



## \$10,000 in seed funding

- Courtesy of Healthcare Excellence Canada's LTC+ Program, LTCH and Shelters can access \$10,000 to support costs related to improvement initiatives, including:
  - **Personnel** (salary replacement costs to allow providers to participate in the improvement initiative, backfill positions)
  - **Equipment** (cost of equipment directly required for the improvement initiative)
  - **Supplies and services** (cost of photocopies, printing, office supplies, meetings, videoconferences)


***This is not an exhaustive list. LTCHs and shelters have the flexibility to use these funds in whichever way would be most helpful for their setting. Reporting requirements are minimal.***

## 2

## What is the prevalence of previous COVID-19 infection and what factors are associated with infection?

**On an individual level**, staff and their household members, as well as residents and their family members and shelter staff have the option to contribute to answering this research question by:

- **Completing a demographic questionnaire**, now and in 12-months
- **Providing dried blood spot samples** for COVID-19 antibody testing, now and in 12-months.
  - Participants have the opportunity to receive their individual antibody results with interpretation and supports
- **Providing their OHIP number** to linking their study information to ICES provincial administrative healthcare data
- *(All groups except residents)* **Completing a weekly symptom tracker** to monitor symptoms and track infections



## 2

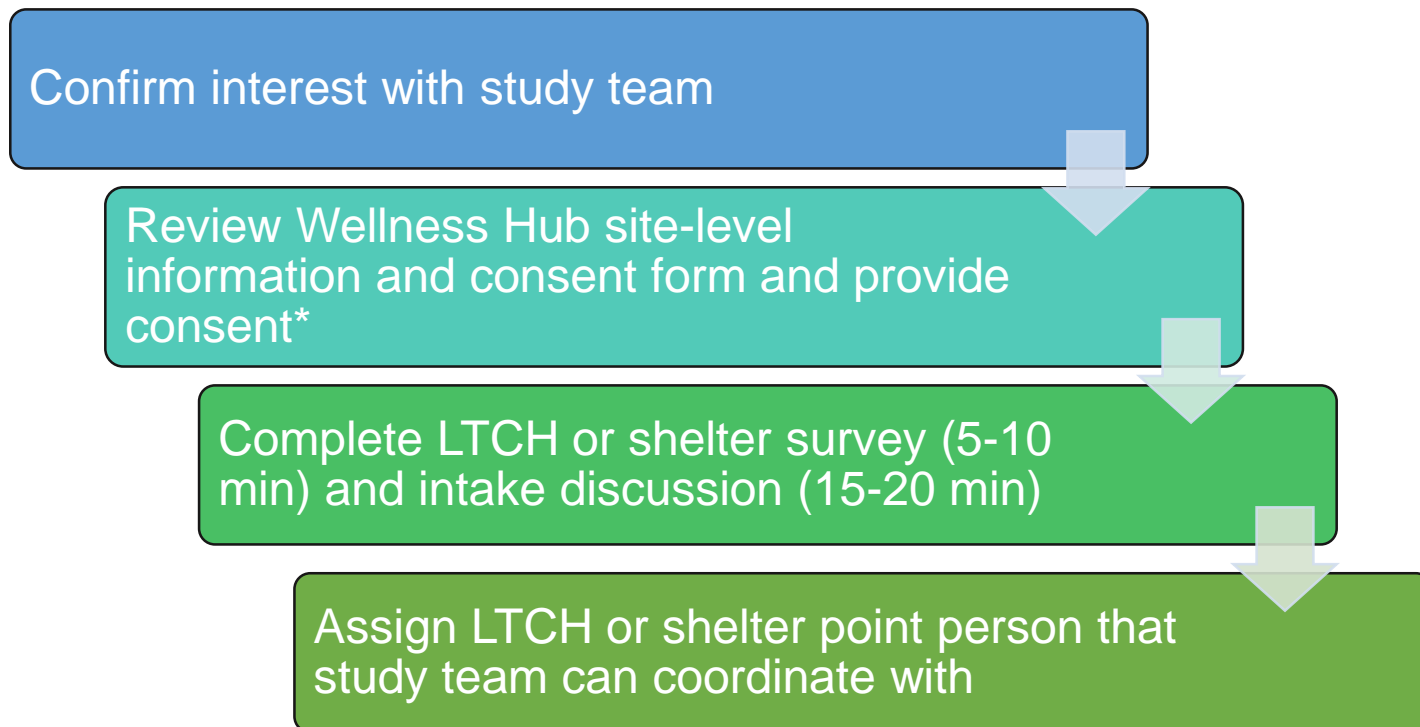
## What is the prevalence of previous COVID-19 infection and what factors are associated with infection?

**On a site level**, LTCHs and shelters have the option to contribute to answering this research question by:

- **Completing a 10-15 minute site level questionnaire** (1 designated staff member)



# How does a LTCH or Shelter participate?



*\*Once consent is provided on a site-level to participate in the program, we could then begin to recruit individuals at your site.*

## Contact us:

Email: [wellnesshub@unityhealth.to](mailto:wellnesshub@unityhealth.to)

Website: <https://wellness-hub.ca>

Twitter: @WellnessHubKT 

